

Session Five: Capture Momentum with the Right Next Step

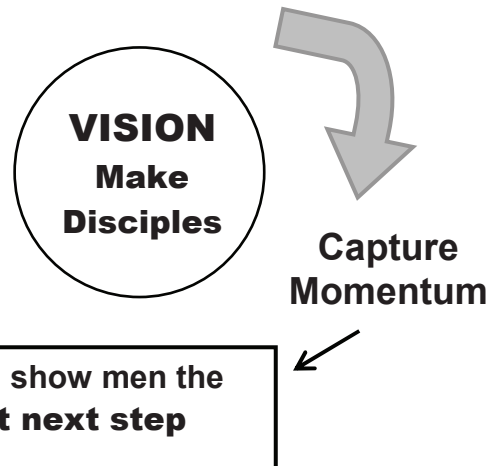
A. Capturing Momentum Solves the Problem of the Event-Driven Ministry

B. Second Gear Material

- Appropriate
- Short-term
- Believable/Achievable


It's 90° outside. If you're going to turn on the air conditioner, **CLOSE THE WINDOWS!**

C. On-Site Commitment

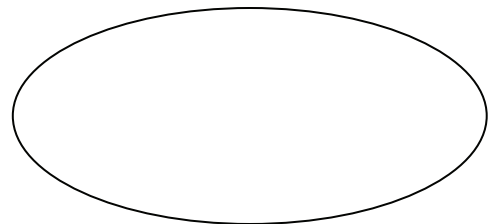
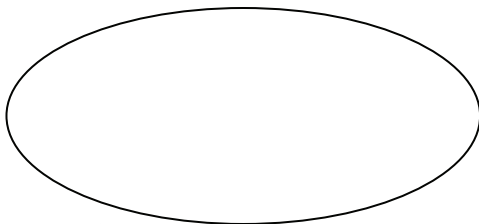
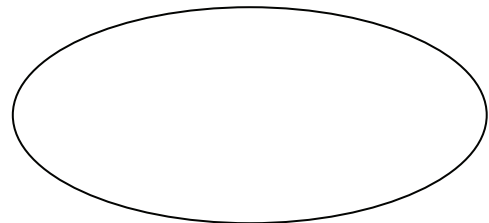
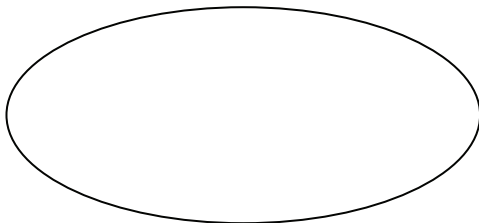
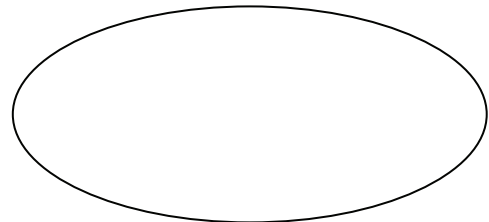
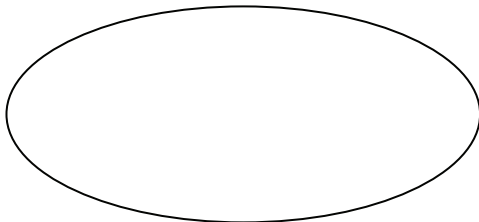
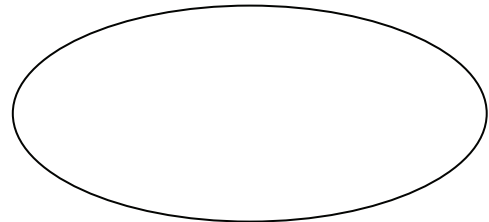
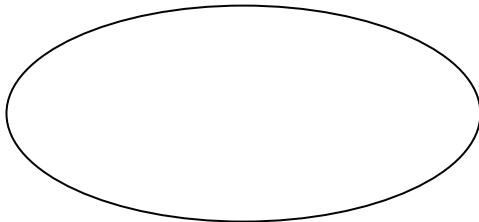
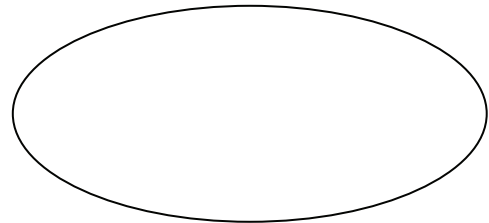
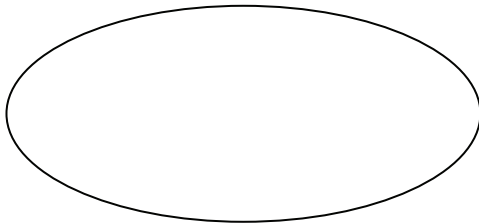
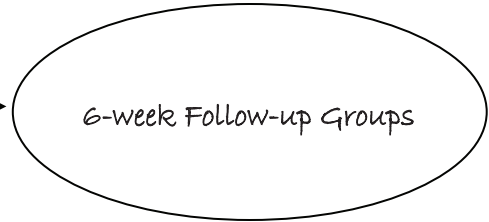
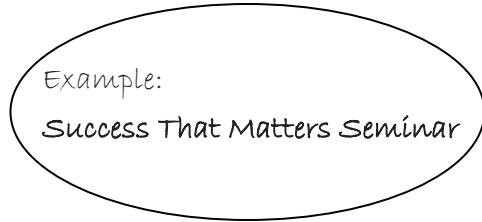


Activity – Create and Capture

Create



Capture



Session Five: Capture Momentum with the Right Next Step, cont'd

Discussion Questions

1. How have you seen the effects of roller coaster ministry in your church? How has it affected your ability to sustain vibrant and effective men's discipleship efforts?
2. Think about some of the create momentum activities you or your church has done in recent months. Which of these had effective next steps? What would you have done differently based on the information from this session?

Planning Exercise:

Go to the Activity Planning Sheet in the **Build Your Plan** section.

1. Review your work on the Activity Planning Sheet from the last session.
2. On the top half of the page of the Activity Planning Sheet labeled Session Five, brainstorm with your group for about 15 minutes:
 - a. Where are the men you are targeting for this activity now? How can we recruit them effectively to this opportunity?
 - b. Where do we want men to go from this activity? What are some possible *right next steps*?
3. On the bottom half of the page of the Activity Planning Sheet labeled Session Five, take your ideas and begin making concrete plans for recruiting men to the activity, and for the Capture step you implement for men at and after the event.

